

Spare Parts List MultiGrapple

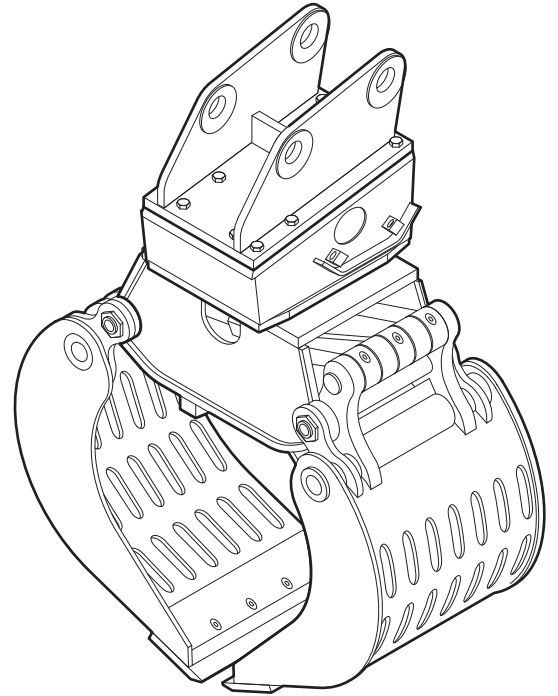


Table of contents

General note.....	5
MultiGrapple.....	7
Hydraulic cylinder	9
Upper part	11
Set of stickers.....	12
Sets of seals.....	12
Set of blades	12
Connecting hoses	13
Optional equipment.....	13
Main dimensions	14
Connections.....	14

General note

This spare parts list applies to the following hydraulic tools:

Ordering number	Description
3363 0982 21	MultiGrapple MG 800

Use only authorized parts. Any damage or malfunction caused by the use of unauthorized parts is not covered by Warranty or Product Liability.

Any unauthorized use or copying of the contents or any part thereof is prohibited. This applies in particular to trademarks, model denominations, part numbers and drawings.

Instructions for use

This spare parts list contains no safety regulations and is merely intended to assist in the ordering of spare parts.

For information on operating, servicing or repairing the hydraulic tool, the relevant operating manual must be consulted at all costs.

Please observe the safety regulations listed in the relevant operating manual!

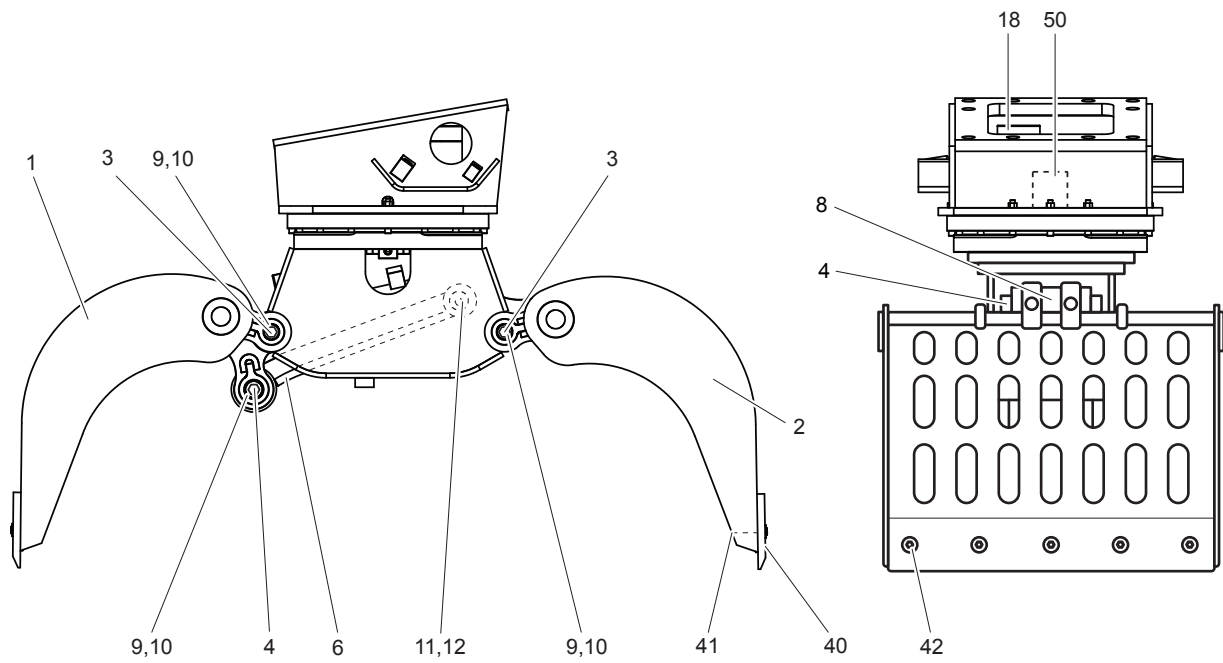
Instructions of ordering

It is essential to indicate the serial number of the hydraulic tool when ordering spare parts!

Determine the quantity of individual parts which are required and need to be ordered.

The order must indicate the following details:

- full identification code of the hydraulic tool
- required quantity
- ordering number
- description



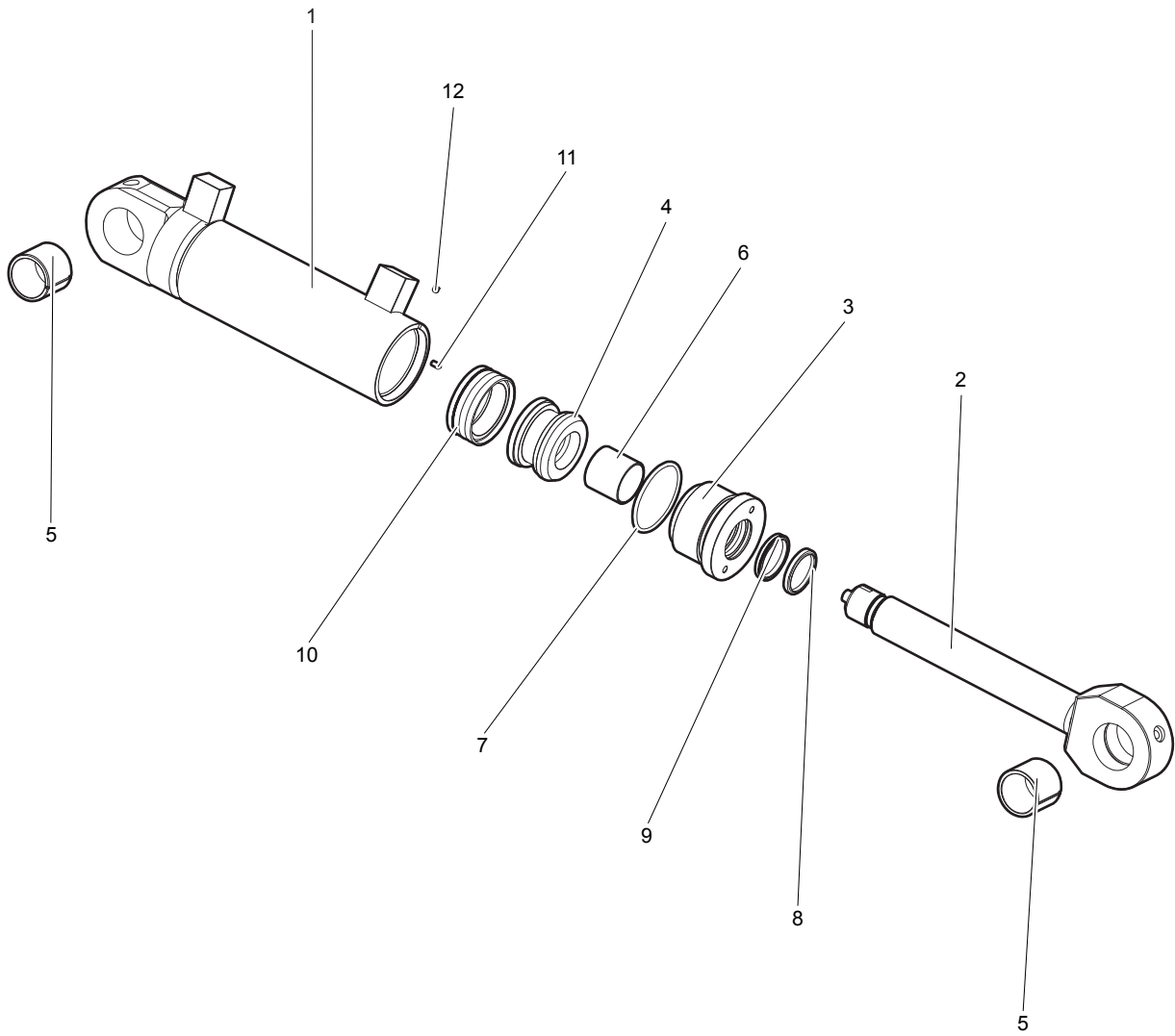
No.	Tightening torque	Description
-----	-------------------	-------------

41	550 Nm	
----	--------	--

MultiGrapple

No.	Ordering number	Quantity	Description
1	3363 1035 00	1	Grapple leaf, left
2	3363 1035 01	1	Grapple leaf, right
3	3363 1035 02	2	Bolt
4	3363 1035 03	4	Bolt
6	3363 1035 07	2	Linkage
8	3363 1035 08	1	Hydraulic cylinder
9	3363 1035 33	3	Castle nut
10	3363 1035 34	3	Clamping sleeve
11	3363 1035 35	1	Castle nut
12	3363 1035 36	1	Clamping sleeve
18	3363 0985 35	1	Hydraulic motor
40	3363 0985 69	2	Blade
41	3363 0985 68	10	Allen screw
42	3363 0985 70	10	Hexagonal nut
50	3363 0984 43	1	Rotary transmission, complete
-	3363 1035 31	1	Hydraulic hose DN 12, length 700 mm, connection between part no. 8 and 21
-	3363 1035 32	1	Hydraulic hose DN 12, length 255 mm, connection between part no. 8 and 21
-	3363 0984 60	1	Hydraulic hose DN 8, length 600 mm, connection between part no. 18 and connection „rotation“
-	3363 0984 59	1	Hydraulic hose DN 8 length 700 mm, connection between part no. 18 and connection „rotation“
-	3363 0984 61	2	Hydraulic hose DN 12, length 420 mm, connection between part no. 50 rotary transmission complete and the connections „open“ and „close“

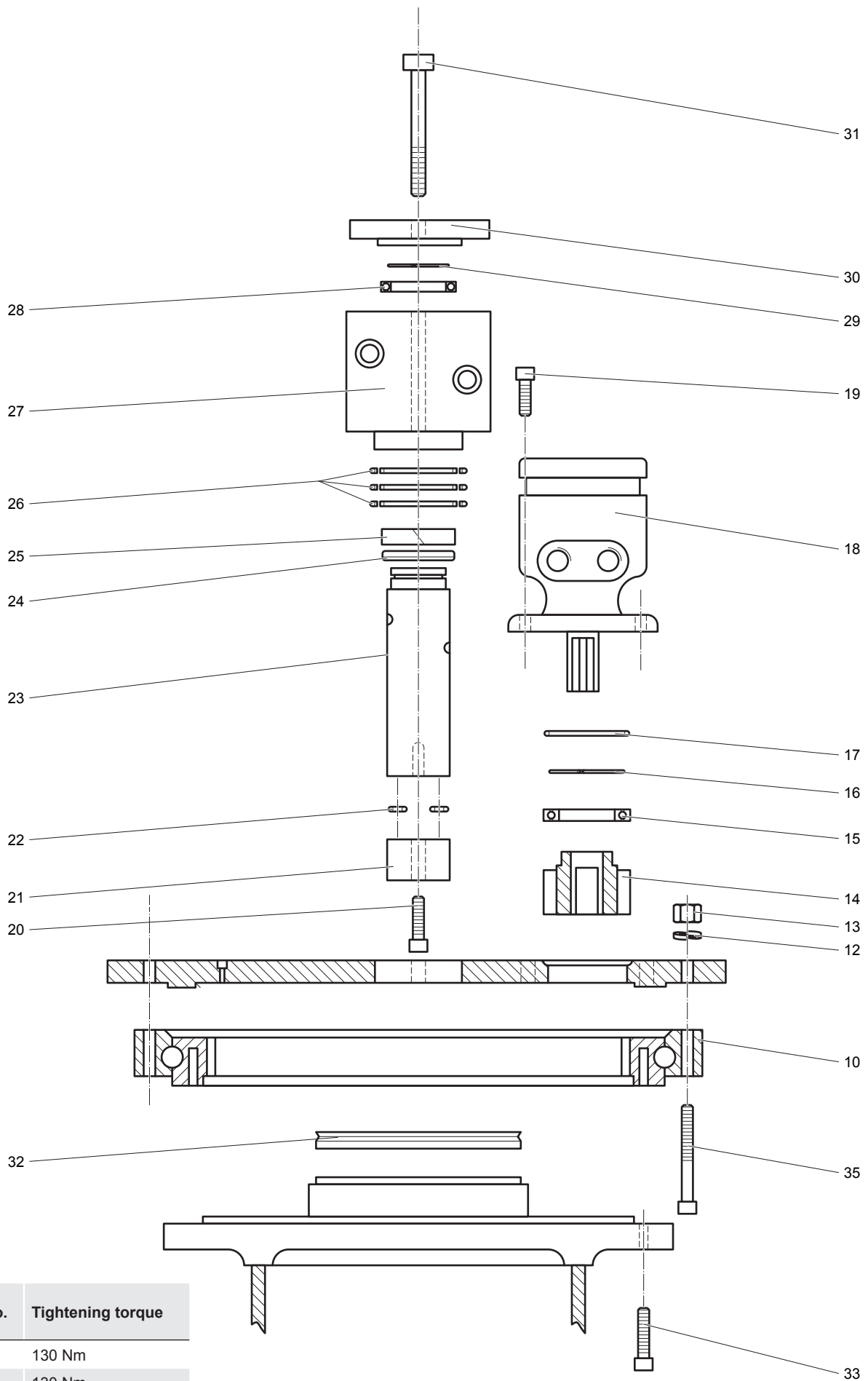
*) Not delivered separately



Hydraulic cylinder

No.	Ordering number	Quantity	Description
-	3363 1035 08	1	Hydraulic cylinder, complete
1	3363 1035 17	1	- Cylinder body
2	3363 1035 18	1	- Piston rod
3	3363 1035 19	1	- Cover
4	3363 1035 20	1	- Piston
5	3363 1035 21	2	- Bearing bush
6	3363 1035 22	1	- Guide bush
7	3363 1035 23	1	- O-ring
8	3363 1035 24	1	- Stripper
9	3363 1035 25	1	- Seal
10	3363 1035 26	1	- Piston packing
11	3363 1035 27	1	- Pin
12	3363 1035 28	1	- Pin

*) Not delivered separately



No.	Tightening torque
33	130 Nm
35	130 Nm

Upper part

No.	Ordering number	Quantity	Description
10	3363 0985 81	1	Live ring
12	3363 1035 09	16	Lock washer
13	3363 1035 10	16	Nut
14	3363 0985 83	1	Pinion
15	3363 0985 40	1	Bearing
16	3363 1035 11	1	Seal
17	3363 1035 12	1	O-ring
18	3363 0985 35	1	Hydraulic motor
19	3363 1035 13	4	Allen screw
-	3363 0984 43	1	Rotary transmission, complete (with part no. 20 - 31)
20	3363 0984 53	2	- Allen screw
21	3363 0984 52	1	- Connection block
22	3363 0984 51	2	- O-ring
23	3363 0984 48	1	- Rotor
24	3363 0984 47	1	- Stripper
25	3363 0984 46	1	- Slide ring
26	3363 0984 45	3	- Seal
27	3363 0984 44	1	- Stator
28	3363 0985 40	1	- Bearing
29	3363 0984 50	1	- Seeger circlip ring
30	3363 0984 49	1	- Cover
31	3363 0985 88	2	- Allen screw
32	3363 1035 14	1	V-ring
33	3363 0985 87	16	Allen screw
35	3363 1035 30	16	Allen screw

*) Not delivered separately

Set of stickers

No.	Ordering number	Quantity	Description
-	3363 0982 74	1	Set of stickers

Sets of seals

No.	Ordering number	Quantity	Description
-	3363 1035 29	1	Set of seals for hydraulic cylinder
7	3363 1035 23	1	- O-ring
8	3363 1035 24	1	- Stripper
9	3363 1035 25	1	- Seal
10	3363 1035 26	1	- Piston packing
-	3363 0984 54	1	Set of seals for rotary transmission
22	3363 0984 51	2	- O-ring
24	3363 0984 47	1	- Stripper
25	3363 0984 50	1	- Slide ring
26	3363 0984 46	3	- Seal

Set of blades

No.	Ordering number	Quantity	Description
-	3363 0982 82	1	Set of blades
40	3363 0985 69	2	- Blade
-	3363 1035 83	1	- Bolt kit
41	3363 0985 68	10	-- Allen screw
42	3363 0985 70	10	-- Hexagonal nut

Connecting hoses

Opening - closing

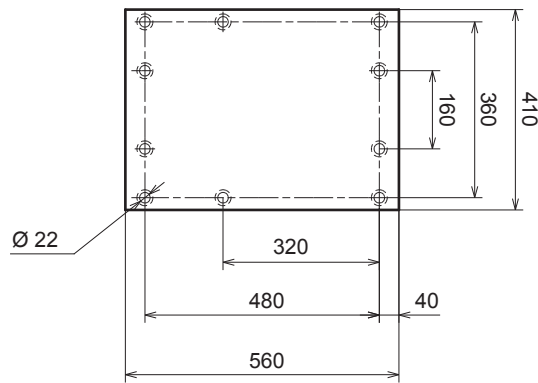
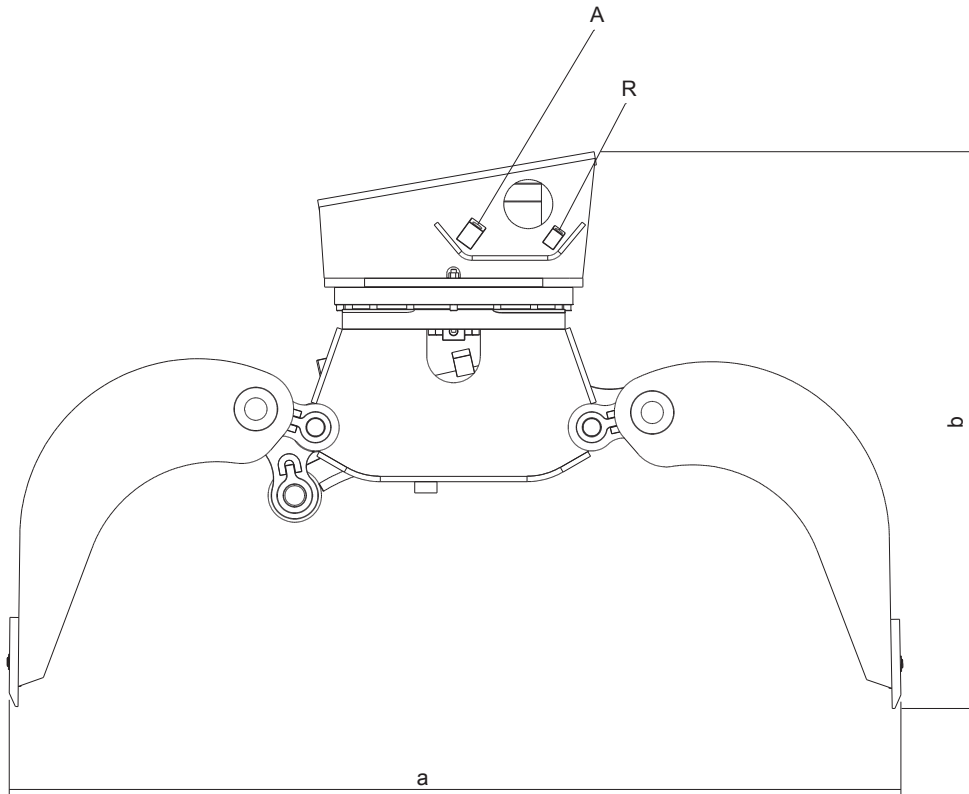
No.	Ordering number	Quantity	Description
-	3360 3322 94	2	Hydraulic hose, I. D. 20, both ends M 36 x 2, conical seal 24°, length 2300 mm
-	3363 0859 47	2	Hydraulic hose, I. D. 20, both ends M 36 x 2, conical seal 24°, length 2800 mm

Rotating

No.	Ordering number	Quantity	Description
-	3363 0317 67	2	Hydraulic hose, I. D. 8, both ends M 20 x 1,5, conical seal 24°, length 2800 mm
-	3363 0343 99	2	Hydraulic hose, I. D. 8, both ends M 20 x 1,5, conical seal 24°, length 3500 mm

Optional equipment

No.	Ordering number	Quantity	Description
-	0909 1071 00	1	Grease gun
-	3363 0949 14	1	Grease cartridge 400 g (carton of 12 pieces)
-	3363 0997 97	1	Base plate with threaded inserts
-	3363 0945 37	1	Bolt kit



Main dimensions

a [mm]	b [mm]	Leaf width [mm]	Weight [kg]
1700	1150	800	700

Connections

A = Open

B = Close (located on the opposite side of the rotation mechanism housing)

R = Rotation

