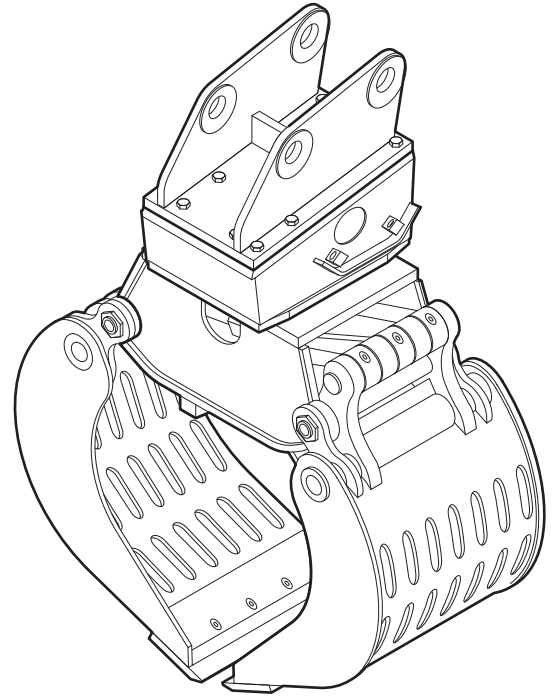


## Spare Parts List MultiGrapple





# Contents

General note.....	5
MultiGrapple.....	7
Hydraulic cylinder .....	9
Upper part .....	11
Label kit.....	12
Sets of seals.....	12
Set of blades .....	12
Connecting hoses .....	13
Optional equipment.....	13
Main dimensions .....	14
Connections.....	14



## General note

This spare parts list applies to the following hydraulic tools:

Ordering number	Description
3363 1036 53	MultiGrapple MG 400

Use only authorized parts. Any damage or malfunction caused by the use of unauthorized parts is not covered by Warranty or Product Liability.

Any unauthorized use or copying of the contents or any part thereof is prohibited. This applies in particular to trademarks, model denominations, part numbers and drawings.

### Instructions for use

This spare parts list contains no safety regulations and is merely intended to assist in the ordering of spare parts.

For information on operating, servicing or repairing the hydraulic tool, the relevant operating manual must be consulted at all costs.

Please observe the safety regulations listed in the relevant operating manual!

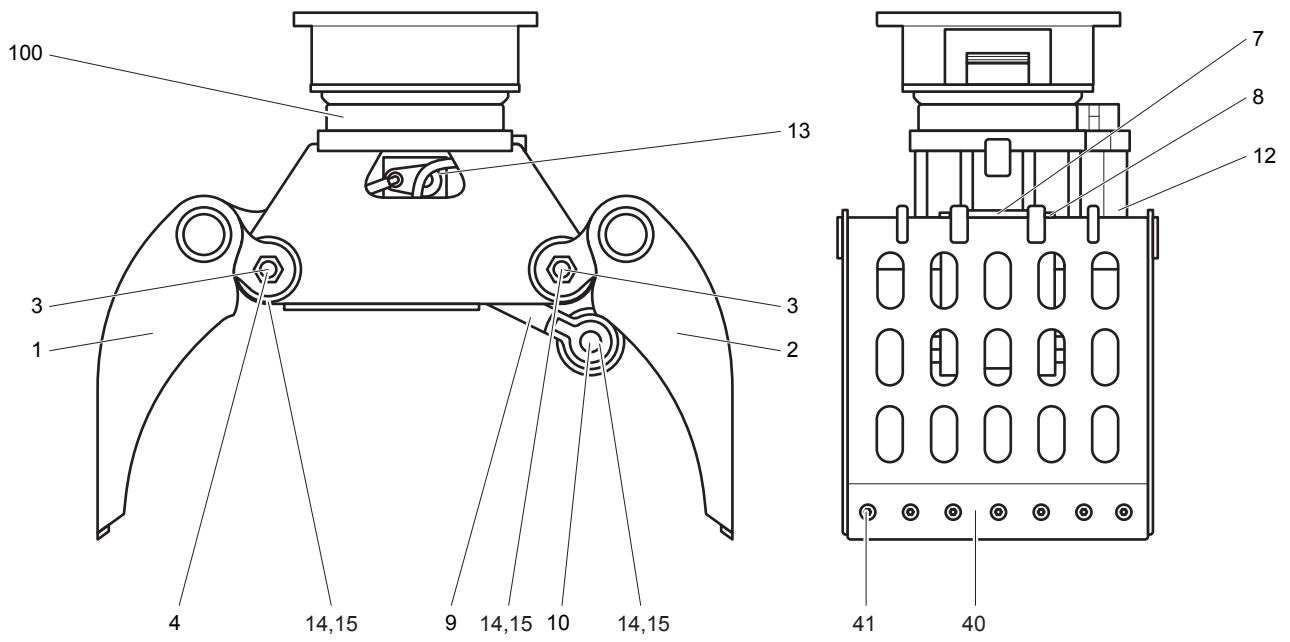
### Instructions of ordering

It is essential to indicate the serial number of the hydraulic tool when ordering spare parts!

Determine the quantity of individual parts which are required and need to be ordered.

The order must indicate the following details:

- full identification code of the hydraulic tool
- required quantity
- ordering number
- description



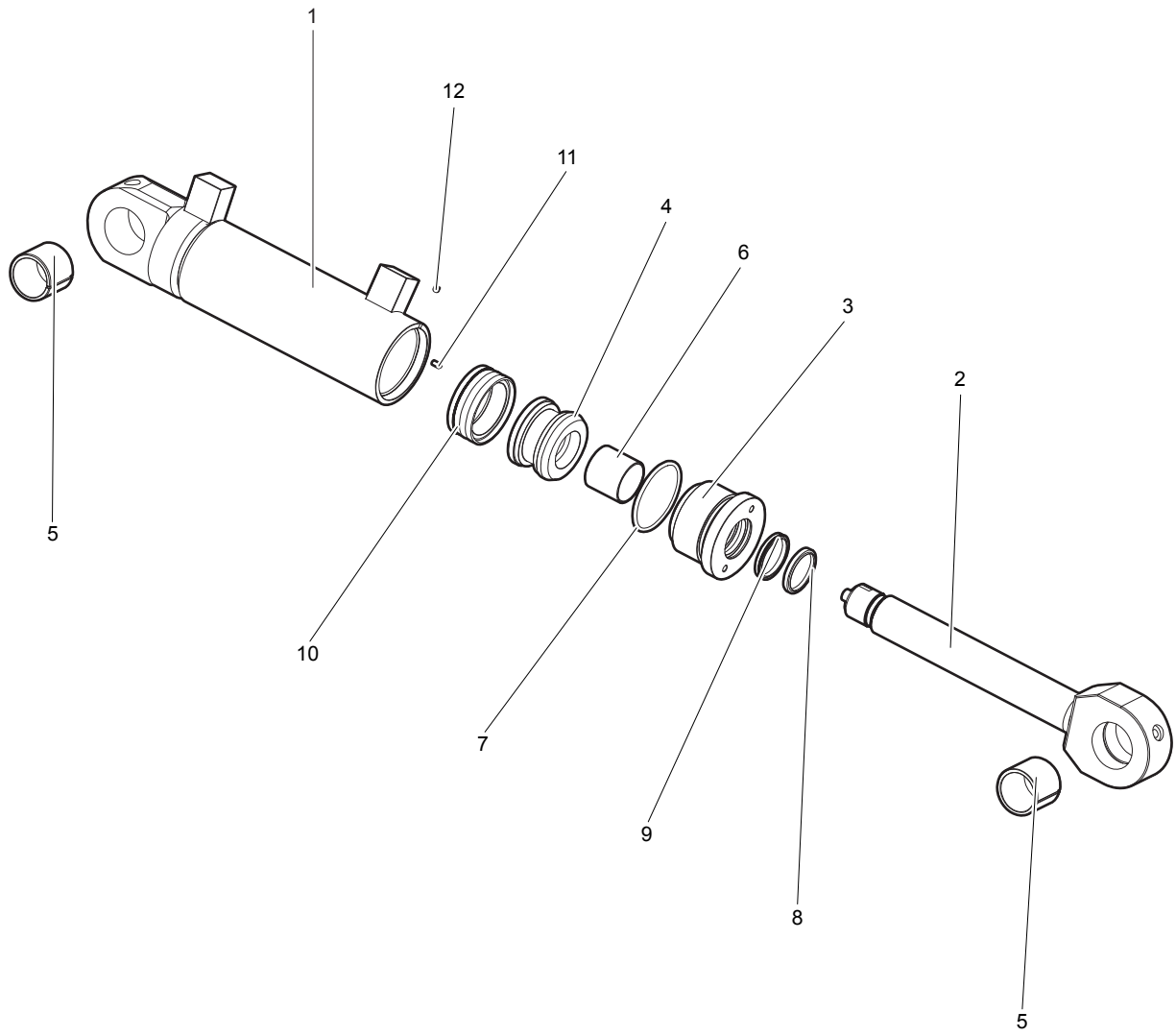
No.	Tightening torque	Description
-----	-------------------	-------------

41	300 Nm	
----	--------	--

# MultiGrapple

No.	Ordering number	Quantity	Description
1	3363 1061 43	1	Grapple leaf, left
2	3363 1061 44	1	Grapple leaf, right
3	3363 1061 45	2	Bolt
4	3363 1061 46	4	Bearing bush
7	3363 1061 47	1	Hydraulic cylinder
8	3363 1061 48	1	Bolt
9	3363 1061 49	1	Linkage
10	3363 1061 50	1	Bolt
12	3363 1061 51	1	Cover
13	3363 1061 63	1	Hydraulic motor
14	3363 1061 52	3	Castle nut
15	3363 1061 53	3	Splint pin
40	3363 1061 54	1	Set of blades
41	3363 1061 55	1	Bolt kit
100	3363 1060 28	1	Upper part, complete

*\*) Not delivered separately*

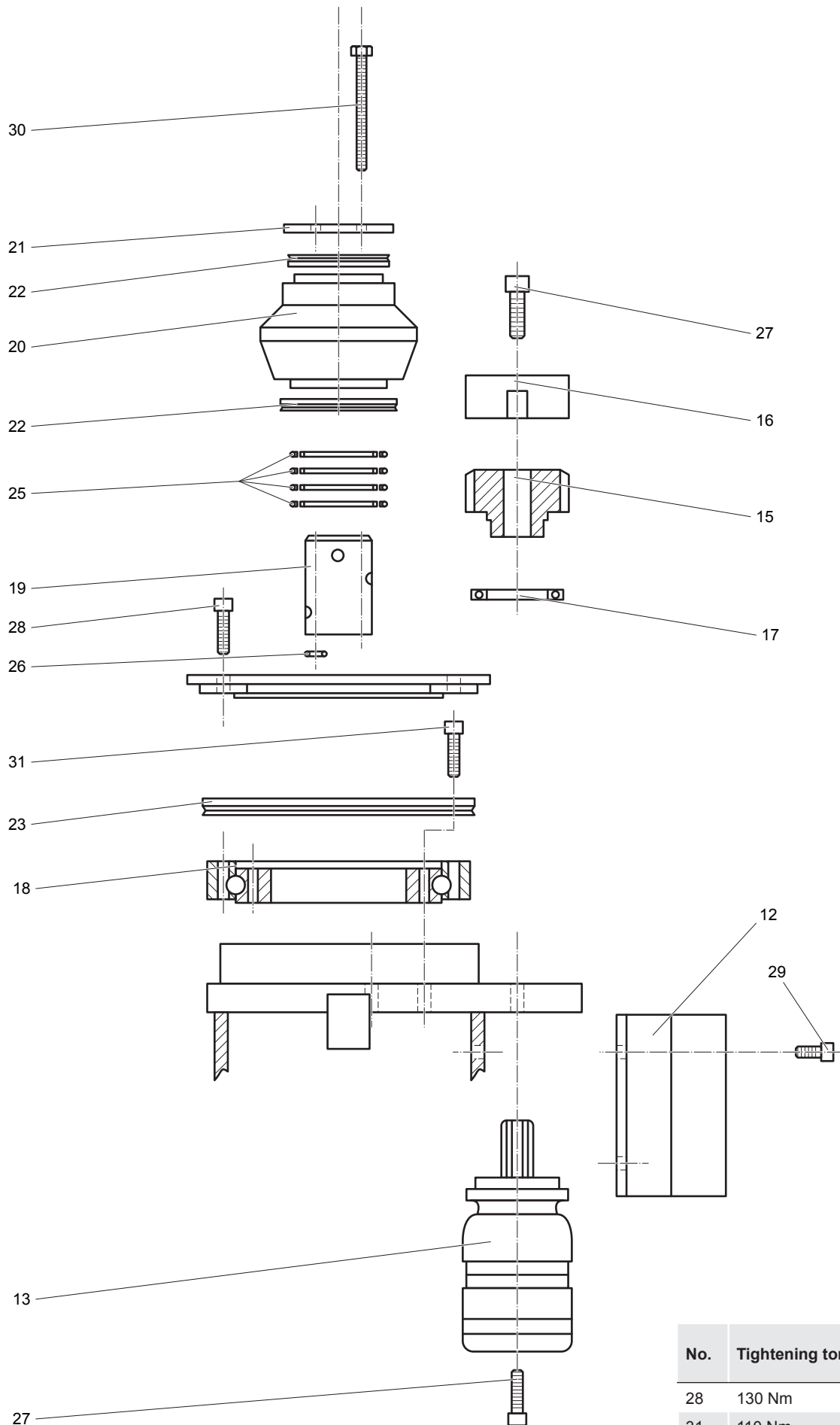




## Hydraulic cylinder

No.	Ordering number	Quantity	Description
-	3363 1061 47	1	Hydraulic cylinder, complete
1	3363 1061 60	1	- Cylinder body
2	3363 1061 62	1	- Piston rod
3	3363 1061 61	1	- Cover
4	3363 1061 64	1	- Piston
5	3363 1061 65	2	- Bearing bush
6	3363 1061 66	1	- Guide bush
7	3363 1061 67	1	- O-ring
8	3363 1061 68	1	- Stripper
9	3363 1061 69	1	- Seal
10	3363 1061 70	1	- Piston packing
11	3363 1061 71	1	- Pin
12	3363 1061 72	1	- Pin

\*) Not delivered separately



No.	Tightening torque
28	130 Nm
31	110 Nm

## Upper part

No.	Ordering number	Quantity	Description
-	3363 1060 28	1	Upper part, complete with no. 13, 15 -18, 23, 27- 31 and rotary transmission, complete
12	3363 1061 51	1	Cover
13	3363 0985 35	1	Hydraulic motor
15	3363 1061 73	1	Pinion
16	3363 1061 74	1	Cover
17	3363 0985 40	1	Bearing
18	3363 1061 75	1	Live ring
19	3363 1061 76	1	Rotor
20	3363 1061 77	1	Stator
21	3363 1061 78	1	Cover
22	3363 1061 79	2	V-ring
23	3363 1061 80	1	V-ring
25	3363 1061 81	5	Seal
26	3363 1061 82	4	O-ring
27	3363 1061 83	4	Cylindrical bolt
28	3363 1061 84	12	Cylindrical bolt
29	3363 1062 43	4	Cylindrical bolt
30	3363 1061 86	2	Hexagonal head screw
31	3363 1061 87	12	Cylindrical bolt
-	3363 1061 56	1	Rotary transmission, complete (with part no. 19 - 22, 25 and 26)

\*) Not delivered separately

## Label kit

No.	Ordering number	Quantity	Description
-	3363 1062 51	1	Label kit

## Sets of seals

No.	Ordering number	Quantity	Description
-	3363 1062 44	1	Set of seals for hydraulic cylinder
7	3363 1060 25	1	- O-ring
8	3363 1060 26	1	- Stripper
9	3363 1060 27	1	- Seal
10	3363 1061 81	1	- Piston packing
-	3363 1062 45	1	Set of seals for rotary transmission
22	3363 1061 79	2	- V-ring
25	3363 1061 81	5	- Seal
26	3363 1061 82	4	- O-ring

## Set of blades

No.	Ordering number	Quantity	Description
-	3363 1062 47	1	Set of blades
40	3363 1061 54	1	- Set of blades
41	3363 1061 55	1	- Bolt kit

## Connecting hoses

### Opening - closing

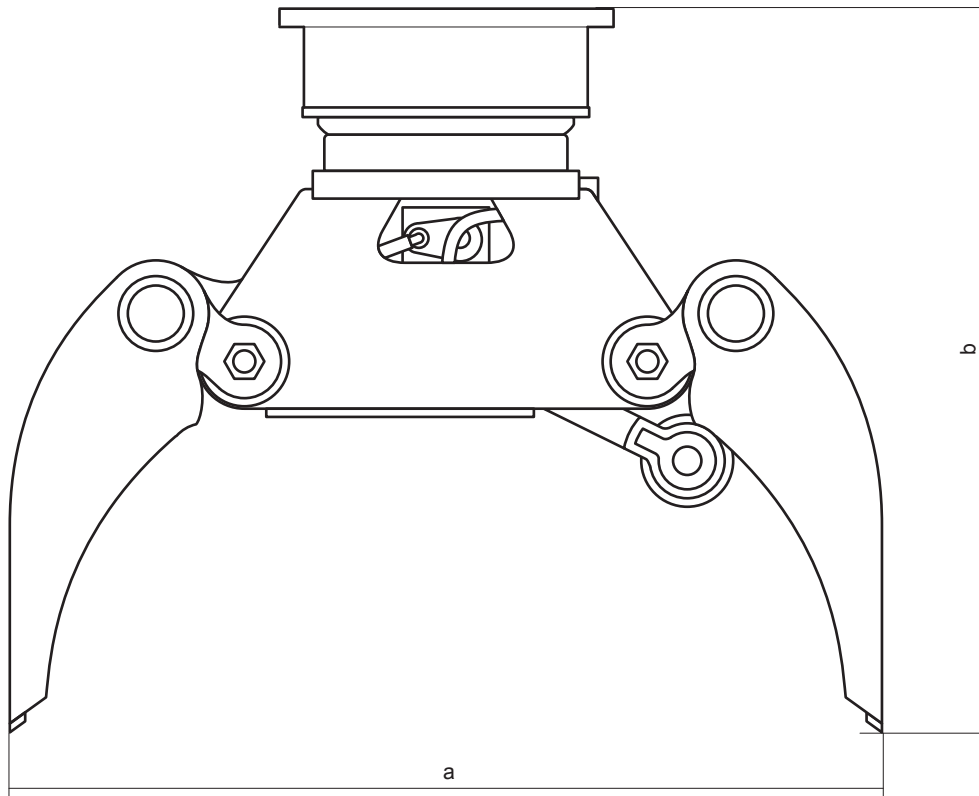
No.	Ordering number	Quantity	Description
-	3363 0945 40	2	Hydraulic hose, I. D. 10 both ends M 20 x 1,5, conical seal 24°, length 2000 mm

### Rotating

No.	Ordering number	Quantity	Description
-	3363 0945 41	2	Hydraulic hose, I. D. 8, both ends M 16 x 1,5, conical seal 24°, length 2000 mm

## Optional equipment

No.	Ordering number	Quantity	Description
-	0909 1071 00	1	Grease gun
-	3363 0949 14	1	Grease cartridge 400 g (carton of 12 pieces)
-	3315 2039 00	1	Base plate with through borings, up to serial number 9
-	3315 2655 93	1	Bolt kit, up to serial number 9
-	3315 3566 00	1	Base plate with through borings, from serial number 10 on
-	3315 3653 60	1	Bolt kit, from serial number 10 on
-	3360 4306 55	1	Open end spanner 24/27 mm for bolt kit



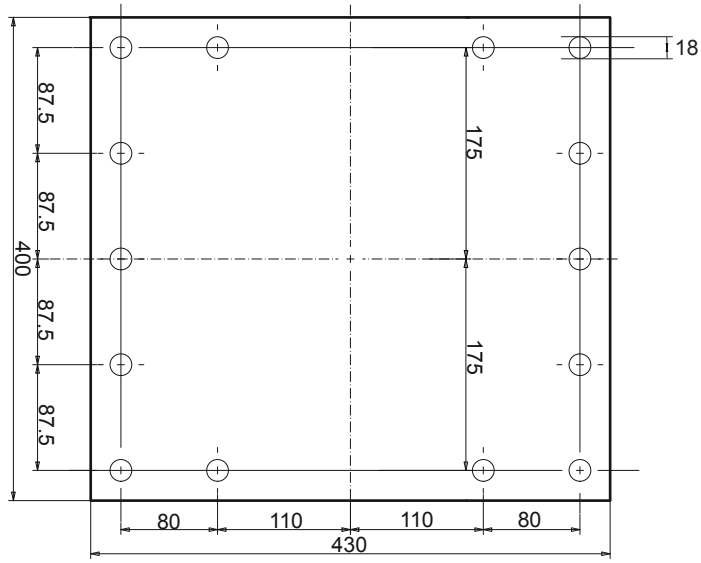
## Main dimensions

a [mm]	b [mm]	Leaf width [mm]	Weight [kg]
1400	850	600	350

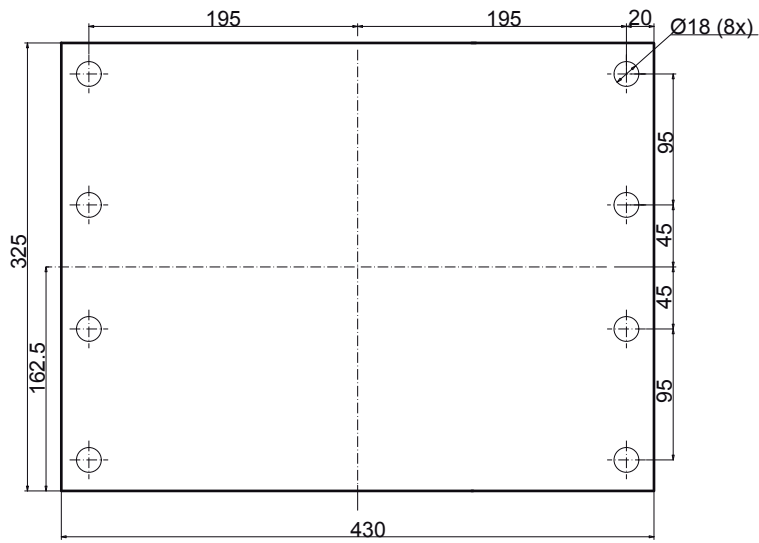
## Connections

A = Open  
B = Close  
R = Rotation

Hole pattern, up to serial number 9



Hole pattern, from serial number 10 on















*Any unauthorized use or copying of the contents or any part thereof is prohibited.  
This applies in particular to trademarks, model denominations, part numbers and drawings.*

© 2009 Atlas Copco Construction Tools GmbH, Essen, Deutschland | No. 3390 7346 01 | 2009-07-07